



Caledonian


NEK606 Water Blocked Offshore & Marine Cables

www.caledonian-cables.com

marketing@caledonian-cables.com

Fire Resistant Medium Voltage Power Cables

Water Blocked P6 or P6/P13 BFOU 3.6/6KV 1C300



APPLICATIONS

These cables are partially water blocked, fire resistant, flame retardant, low smoke, halogen free and mud resistant, used for fixed installation for medium voltage power.

STANDARDS

IEC 60092-353

IEC 60092-360

IEC 60332-1

IEC 60332-3-22

IEC 60754-1,2

IEC 61034-1,2

NEK 606

VG 95218 part 29

IEC 60331-21

VOLTAGE RATING

3.6/6KV

CABLE CONSTRUCTION

Conductors: Circular tinned annealed stranded copper to IEC 60228 class 2.

Conductor Screen: Semi conducting material.

Insulation: Mica tape + Halogen free EPR.

Insulation Screen: Semi conducting material and tinned copper wire braid.

Filler: Water blocking fillers, if required.

Bedding: Halogen free compound, PETP wrapping tape will be applied over the bedding, if required.

Armour: Tinned copper wire braid, PETP wrapping tape will be applied over the braiding, if required.

Water Blocking Elements: Water blocking tape and strings for providing longitudinal water tightness.

Inner Sheath: Halogen free thermosetting compound, SHF2 (for TYPE P6), or halogen free mud resistant thermosetting compound, SHF MUD (for TYPE P6/P13), coloured red.



Caledonian

NEK606 Water Blocked Offshore & Marine Cables

www.caledonian-cables.com

marketing@caledonian-cables.com

Outer Sheath: Polyurethane for providing transversal water tightness, PE is optional, but can not meet low smoke standard.

PHYSICAL AND THERMAL PROPERTIES

Bending Radius: 15×OD (during installation); 9×OD (fixed installed)

Temperature Range: -20°C ~ +90°C

TECHNICAL CHARACTERISTICS

Nom. Cross-Section Area	Nom. Conductor Diameter	Maximum Resistance @20°C	Continuous Current Rating @45°C 1 Core	Short Circuit Current 1s
mm ²	mm	Ohm/km	A	A
300	21.9	0.0607	601	42930

DIMENSION AND PARAMETERS


No. of Cores × Cross-sectional Area	Nominal Insulation Thickness	Nominal Bedding Thickness	Nominal Inner Sheath Thickness	Nominal Outer Sheath Thickness	Nom. Overall Diameter	Cable Weight
No. × mm ²	mm	mm	mm	mm	mm	kg/km
1×300	2.5	2.2	1.6	1.6	47.9±2	5051




Circuit Integrity
IEC 60331-21



Flame Retardant
IEC 60332-1



Halogen Free
IEC 60754-1



Low Corrosivity
IEC 60754-2



Low Smoke Emission
IEC 61034-2



Reduced Fire Propagation
IEC 60332-3-22